








Phosphate sensor

Based on advanced lab-on-chip technology, this miniaturised microfluidic phosphate sensor performs lab-grade measurements in all liquid water environments.



-  High performance - Sensitive wet-chemical analysis
-  High-resolution data - up to every 5 minutes
-  User friendly - Easily swappable reagents
-  Long endurance - Thousands of readings per reagent canister
-  No drift - Onboard calibration and standardisation
-  Environmentally friendly - Contained onboard waste storage
-  Deep sea - Deployable to 6000 m depth

Specifications

Temperature range: 0-35 °C

Power consumption: 1.8 W

Range: 0-100 µM

Limit of Detection: 0.02 µM

Sample volume: 0.6 mL

Max depth: 6000 m

Comms: USB/serial

Total height: 56 cm

Applications: rivers/estuarine monitoring, aquaculture, ocean science, autonomous vehicles, wastewater monitoring